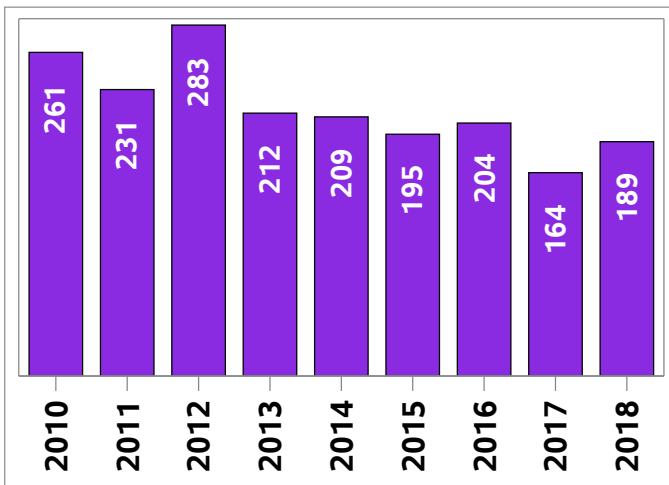
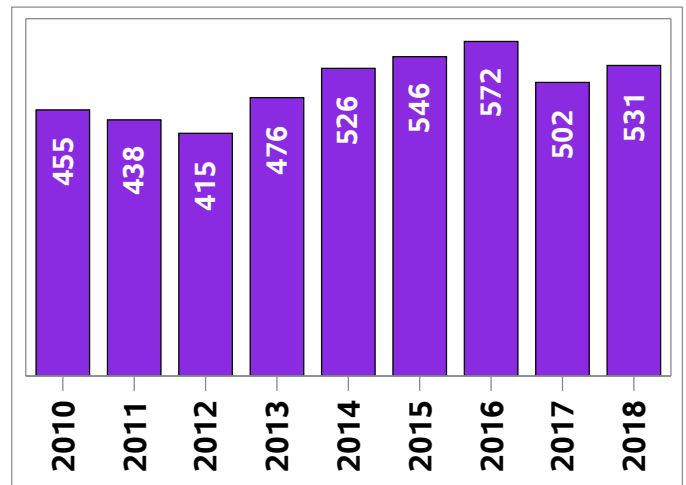


Regina City and Region MLS® Residential Market Activity

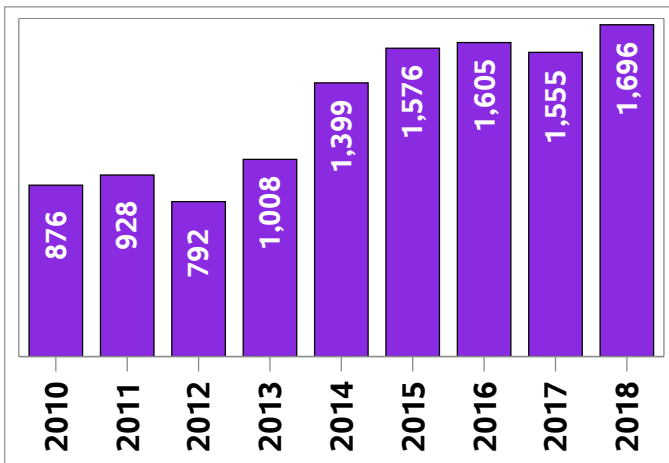
Sales Activity (February only)



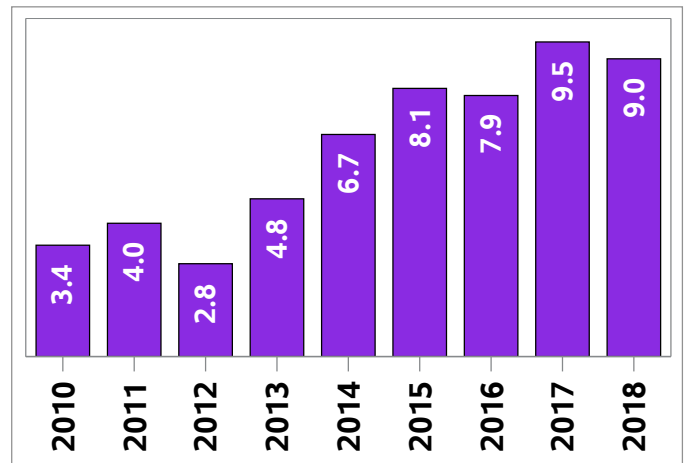
New Listings (February only)



Active Listings (February only)

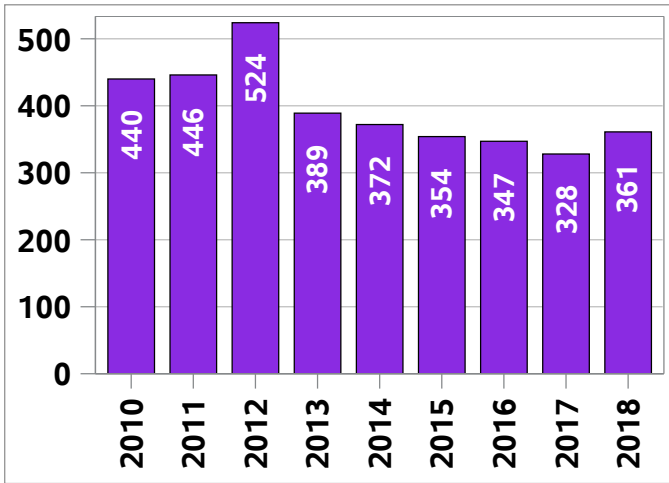


Months of Inventory (February only)

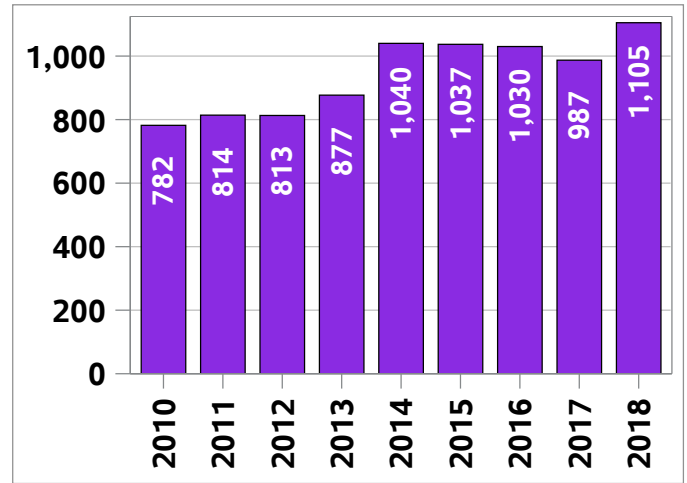


Regina City and Region MLS® Residential Market Activity

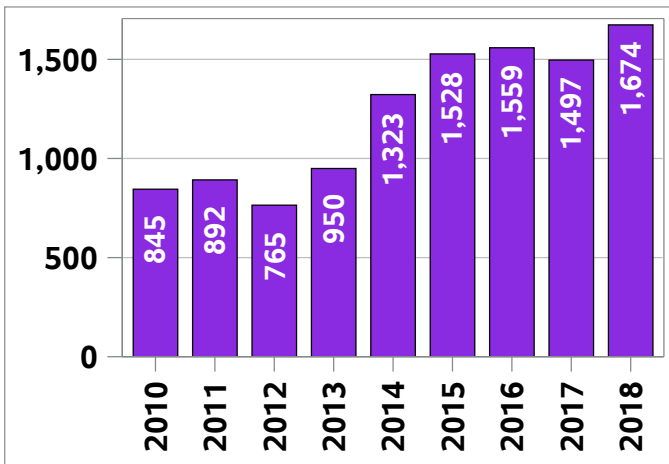
Sales Activity (February Year-to-date)



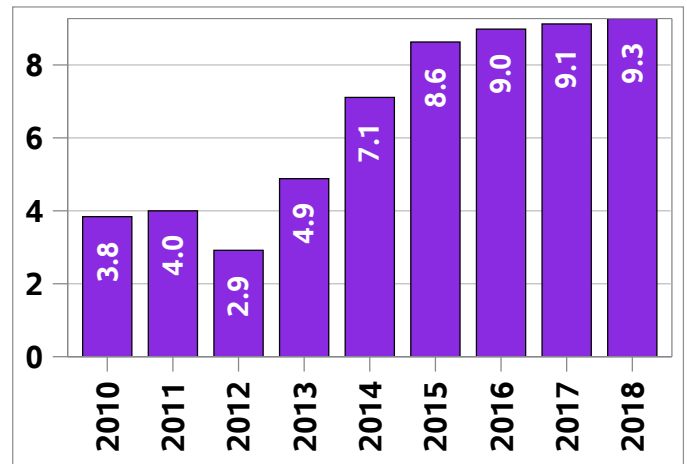
New Listings (February Year-to-date)



Active Listings ¹ (February Year-to-date)



Months of Inventory ² (February Year-to-date)



¹ the year-to-date active listings figure is a monthly average of the number of homes on the market at the end of each month so far this year

² Average active listings January to the current month/average of sales January to the current month

Regina City and Region MLS® Residential Market Activity

Actual	February 2018	Compared to ⁶					
		February 2017	February 2016	February 2015	February 2013	February 2011	February 2008
Sales Activity	189	15.2	-7.4	-3.1	-10.8	-18.2	-33.7
Dollar Volume (\$)	\$58,053,112	14.5	-9.5	-4.1	-13.2	-9.3	-4.2
New Listings	531	5.8	-7.2	-2.7	11.6	21.2	52.1
Active Listings	1,696	9.1	5.7	7.6	68.3	82.8	559.9
Sales to New Listings Ratio ¹	35.6	32.7	35.7	35.7	44.5	52.7	81.7
Months of Inventory ²	9.0	9.5	7.9	8.1	4.8	4.0	0.9
Average Price (\$)	\$307,159	-0.7	-2.4	-1.0	-2.6	10.9	44.5
Sales to List Price Ratio ³	94.6	95.4	95.5	95.7	96.9	96.6	100.6
Median Days on Market ⁴	41.0	40.0	42.5	43.0	28.0	27.0	4.0

Year-to-date	February 2018	Compared to ⁶					
		February 2017	February 2016	February 2015	February 2013	February 2011	February 2008
Sales Activity	361	10.1	4.0	2.0	-7.2	-19.1	-36.2
Dollar Volume (\$)	\$107,517,09	7.1	-1.2	-0.7	-10.9	-10.6	-8.9
New Listings	1,105	12.0	7.3	6.6	26.0	35.7	76.0
Active Listings ³	1,674	11.9	7.4	9.6	76.3	87.7	590.3
Months of Inventory ⁵	9.3	9.1	9.0	8.6	4.9	4.0	0.9
Average Price (\$)	\$297,831	-2.7	-5.0	-2.6	-4.0	10.5	42.9
Sales to List Price Ratio ⁶	94.7	95.5	95.4	95.3	96.7	96.7	100.0
Median Days on Market ⁷	49.0	43.0	53.0	46.0	33.0	32.0	5.0

¹ Sales / new listings * 100; Compared to Levels from previous periods

² Active listings at month end / monthly sales; Compared to levels from previous periods

³ The year-to-date active listings figure is a monthly average of the number of homes on the market at the end of each month so far this year

⁴ Sum of sales from January to current month / sum of new listings from January to current month

⁵ Average active listings from January to current month / average sales from January to current month

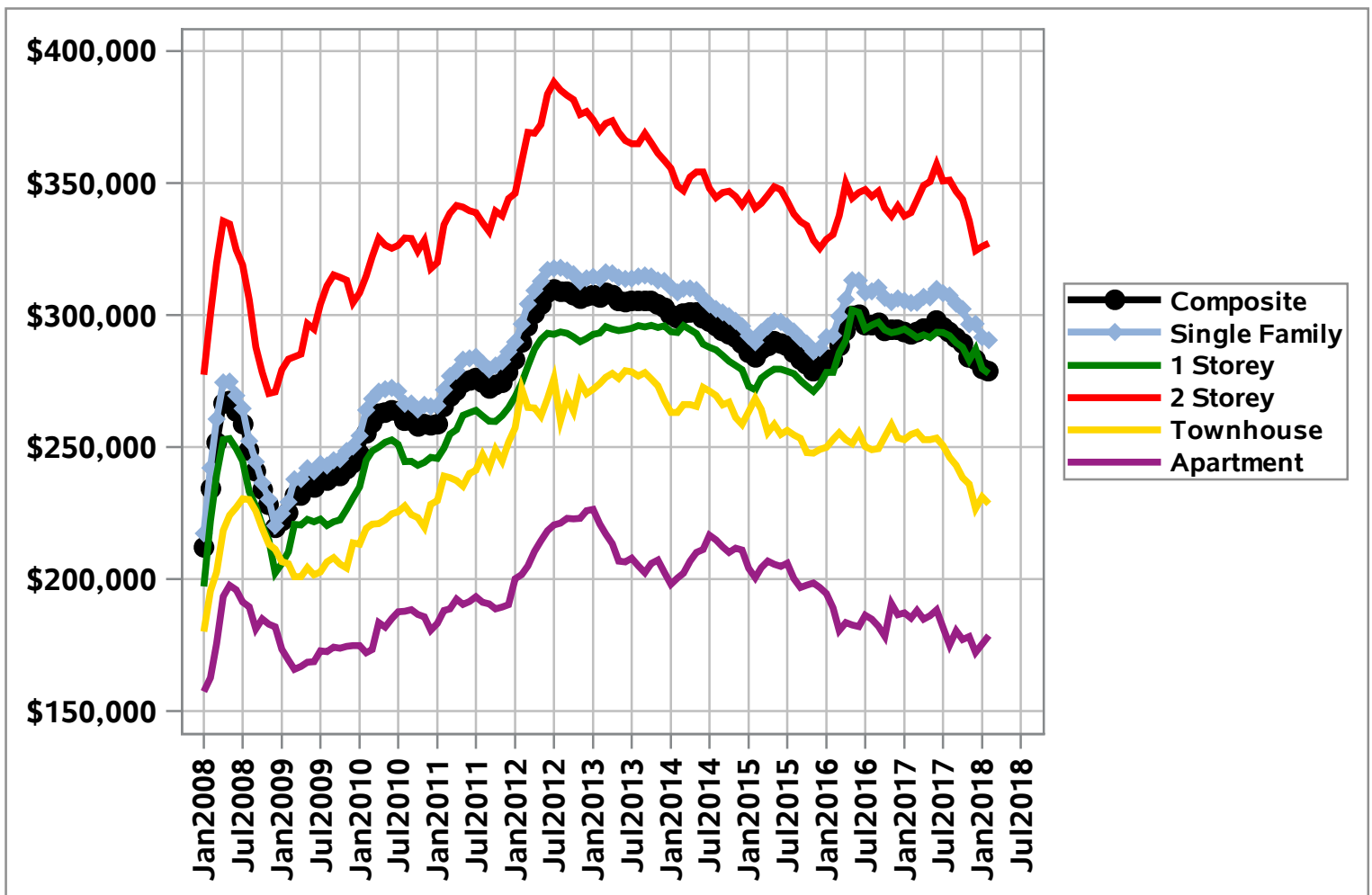
⁶ Sales to new listings ratio and months of inventory shown as levels; all others calculated as percentage changes

Regina City and Region MLS® HPI Benchmark Price

MLS® Home Price Index Benchmark Price

Benchmark Type:	February 2018	percentage change vs.					
		1 month ago	3 months ago	6 months ago	12 months ago	3 years ago	5 years ago
Composite	\$278,700	-0.3	-1.9	-5.0	-4.8	-1.8	-9.1
Single Family	\$290,500	-0.4	-2.0	-5.5	-4.6	0.3	-7.5
One Storey	\$277,900	-0.6	-1.8	-4.9	-5.2	2.3	-5.2
Two Storey	\$327,200	0.4	-2.6	-6.8	-3.4	-3.9	-11.5
Townhouse	\$228,500	-1.1	-3.2	-7.2	-10.3	-14.9	-16.6
Apartment	\$178,600	1.8	0.2	2.1	-3.6	-10.9	-19.1

MLS® HPI Benchmark Price



Regina City and Region MLS® HPI Benchmark Descriptions

Composite

Features	Value
Above Ground Bedrooms	3
Basement Finish	Unfinished
Bedrooms	3
Below Ground Bedrooms	0
Exterior Walls	Masonry & Siding
Freshwater Supply	Municipal waterworks
Full Bathrooms	2
Garage Description	Attached, Single width
Gross Living Area (Above Ground; in sq. ft.)	1108
Half Bathrooms	0
Heating	Forced air
Heating Fuel	Natural Gas
Number of Fireplaces	0
Total Number Of Rooms	7
Type Of Foundation	Basement, Poured concrete
Wastewater Disposal	Municipal sewers
Year Built	1971

Single Family

Features	Value
Above Ground Bedrooms	3
Basement Finish	Unfinished
Bedrooms	3
Below Ground Bedrooms	0
Exterior Walls	Masonry & Siding
Freshwater Supply	Municipal waterworks
Full Bathrooms	2
Garage Description	Attached, Single width
Gross Living Area (Above Ground; in sq. ft.)	1134
Half Bathrooms	0
Heating	Forced air
Heating Fuel	Natural Gas
Lot Size	5750
Number of Fireplaces	0
Total Number Of Rooms	7
Type Of Foundation	Basement, Poured concrete
Type of Property	Detached
Wastewater Disposal	Municipal sewers
Year Built	1965

Regina City and Region MLS® HPI Benchmark Descriptions

1 Storey 🏠

Features	Value
Above Ground Bedrooms	3
Basement Finish	Unfinished
Bedrooms	4
Below Ground Bedrooms	1
Exterior Walls	Masonry & Siding
Freshwater Supply	Municipal waterworks
Full Bathrooms	2
Garage Description	Attached, Single width
Gross Living Area (Above Ground; in sq. ft.)	1060
Half Bathrooms	0
Heating	Forced air
Heating Fuel	Natural Gas
Lot Size	5792
Number of Fireplaces	0
Total Number Of Rooms	7
Type Of Foundation	Basement, Poured concrete
Type of Property	Detached
Wastewater Disposal	Municipal sewers
Year Built	1965

2 Storey 🏠

Features	Value
Above Ground Bedrooms	3
Basement Finish	Unfinished
Bedrooms	3
Below Ground Bedrooms	0
Exterior Walls	Masonry & Siding
Freshwater Supply	Municipal waterworks
Full Bathrooms	2
Garage Description	Attached, Double width
Gross Living Area (Above Ground; in sq. ft.)	1453
Half Bathrooms	1
Heating	Forced air
Heating Fuel	Natural Gas
Lot Size	5598
Number of Fireplaces	0
Total Number Of Rooms	7
Type Of Foundation	Basement, Poured concrete
Type of Property	Detached
Wastewater Disposal	Municipal sewers
Year Built	1972

Regina City and Region MLS® HPI Benchmark Descriptions

Townhouse

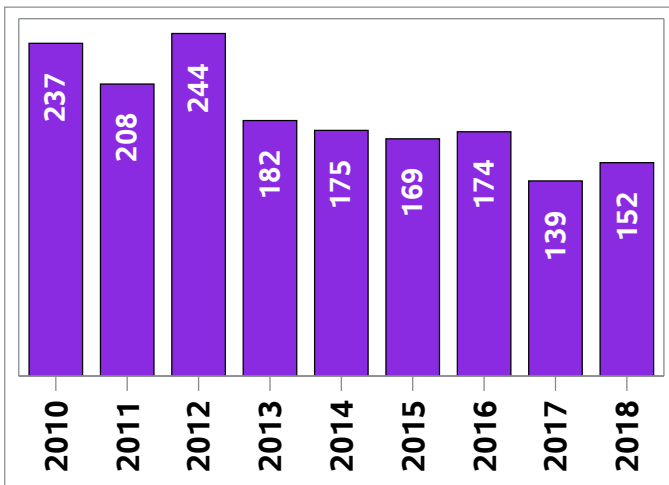
Features	Value
Above Ground Bedrooms	2
Attached Specification	Row
Basement Finish	Unfinished
Bedrooms	2
Below Ground Bedrooms	0
Exterior Walls	Masonry & Siding
Freshwater Supply	Municipal waterworks
Full Bathrooms	1
Garage Description	Attached, Single width
Gross Living Area (Above Ground; in sq. ft.)	1060
Half Bathrooms	1
Heating	Forced air
Heating Fuel	Natural Gas
Number of Fireplaces	0
Total Number Of Rooms	6
Type Of Foundation	Basement, Poured concrete
Wastewater Disposal	Municipal sewers
Year Built	2000

Apartment

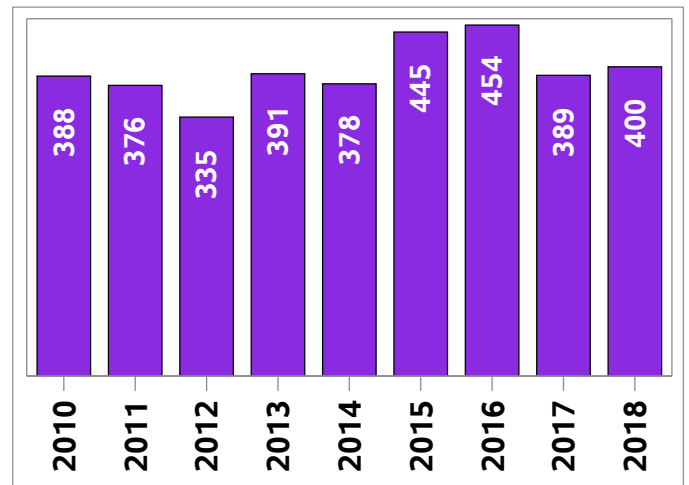
Features	Value
Above Ground Bedrooms	2
Attached Specification	Row
Basement Finish	Unfinished
Bedrooms	2
Below Ground Bedrooms	0
Exterior Walls	Masonry & Siding
Freshwater Supply	Municipal waterworks
Full Bathrooms	1
Gross Living Area (Above Ground; in sq. ft.)	932
Half Bathrooms	0
Heating	Hot water
Heating Fuel	Natural Gas
Number of Fireplaces	0
Total Number Of Rooms	5
Type Of Foundation	Poured concrete
Wastewater Disposal	Municipal sewers
Year Built	1983

City of Regina MLS® Residential Market Activity

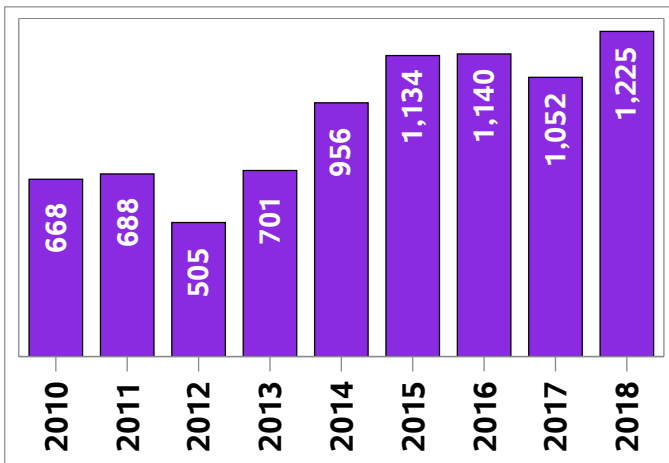
Sales Activity (February only)



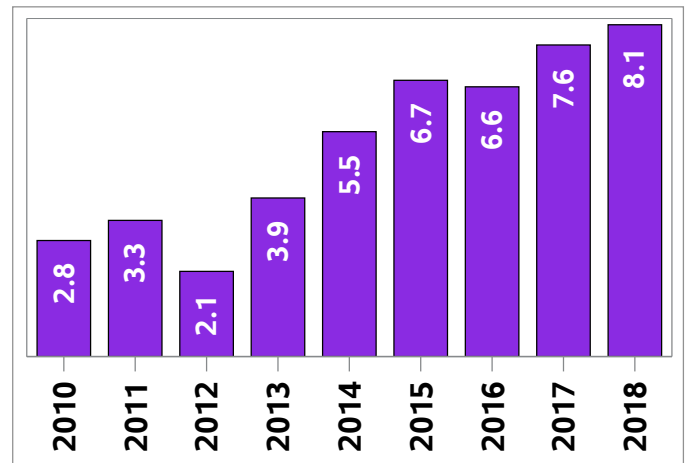
New Listings (February only)



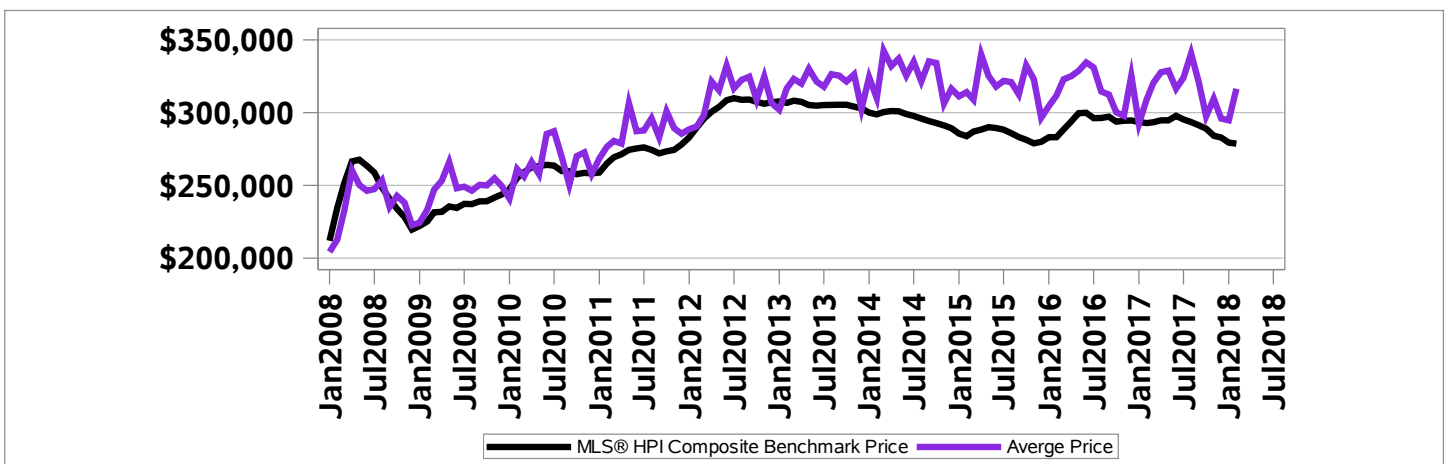
Active Listings (February only)



Months of Inventory (February only)

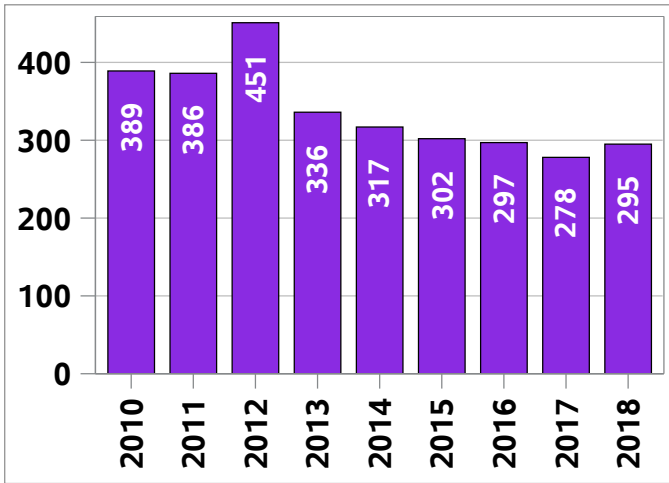


MLS® HPI Benchmark Price and Average Price

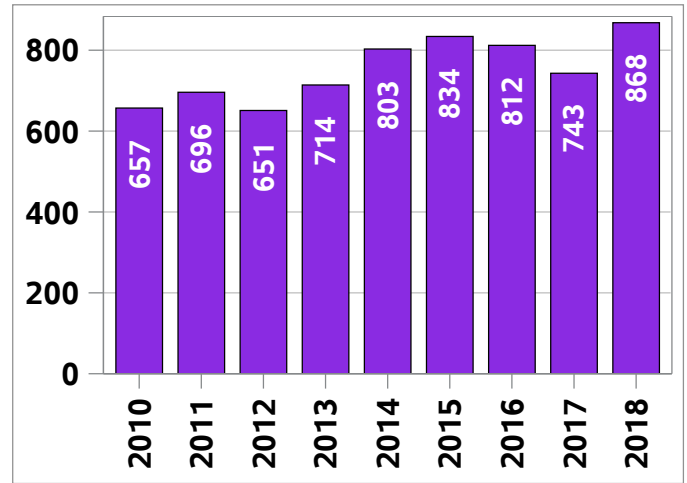


City of Regina MLS® Residential Market Activity

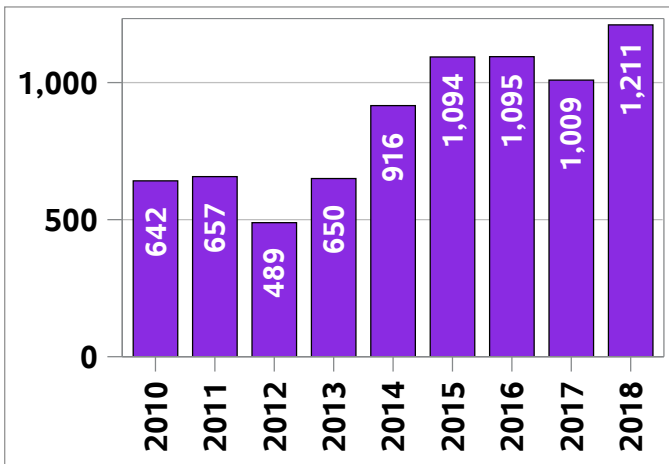
Sales Activity (February Year-to-date)



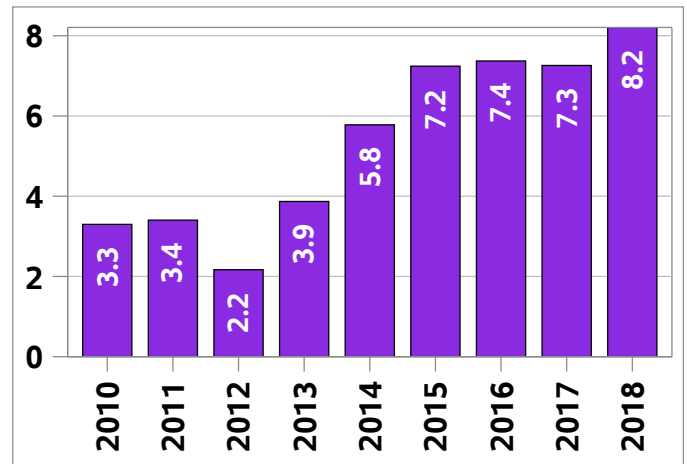
New Listings (February Year-to-date)



Active Listings ¹ (February Year-to-date)



Months of Inventory ² (February Year-to-date)



¹ the year-to-date active listings figure is a monthly average of the number of homes on the market at the end of each month so far this year

² Average active listings January to the current month/average of sales January to the current month

City of Regina MLS® Residential Market Activity

Actual	February 2018	Compared to ⁶					
		February 2017	February 2016	February 2015	February 2013	February 2011	February 2008
Sales Activity	152	9.4	-12.6	-10.1	-16.5	-26.9	-46.7
Dollar Volume (\$)	\$48,095,112	12.0	-11.3	-9.4	-16.6	-16.4	-20.6
New Listings	400	2.8	-11.9	-10.1	2.3	6.4	15.3
Active Listings	1,225	16.4	7.5	8.0	74.8	78.1	382.3
Sales to New Listings Ratio ¹	38.0	35.7	38.3	38.0	46.5	55.3	82.1
Months of Inventory ²	8.1	7.6	6.6	6.7	3.9	3.3	0.9
Average Price (\$)	\$316,415	2.4	1.5	0.7	-0.1	14.4	48.9
Sales to List Price Ratio ³	95.6	95.6	95.8	95.9	97.5	96.9	100.6
Median Days on Market ⁴	35.5	39.0	36.0	42.0	26.0	25.0	4.0

Year-to-date	February 2018	Compared to ⁶					
		February 2017	February 2016	February 2015	February 2013	February 2011	February 2008
Sales Activity	295	6.1	-0.7	-2.3	-12.2	-23.6	-47.9
Dollar Volume (\$)	\$90,240,220	8.0	-1.6	-4.5	-13.4	-14.3	-23.5
New Listings	868	16.8	6.9	4.1	21.6	24.7	38.7
Active Listings ³	1,211	20.0	10.6	10.7	86.2	84.2	403.3
Months of Inventory ⁵	8.2	7.3	7.4	7.2	3.9	3.4	0.8
Average Price (\$)	\$305,899	1.8	-0.9	-2.2	-1.3	12.1	46.8
Sales to List Price Ratio ⁶	95.4	95.8	95.7	95.6	97.1	96.5	100.0
Median Days on Market ⁷	46.0	41.0	50.0	44.5	30.5	31.5	5.0

¹ Sales / new listings * 100; Compared to Levels from previous periods

² Active listings at month end / monthly sales; Compared to levels from previous periods

³ The year-to-date active listings figure is a monthly average of the number of homes on the market at the end of each month so far this year

⁴ Sum of sales from January to current month / sum of new listings from January to current month

⁵ Average active listings from January to current month / average sales from January to current month

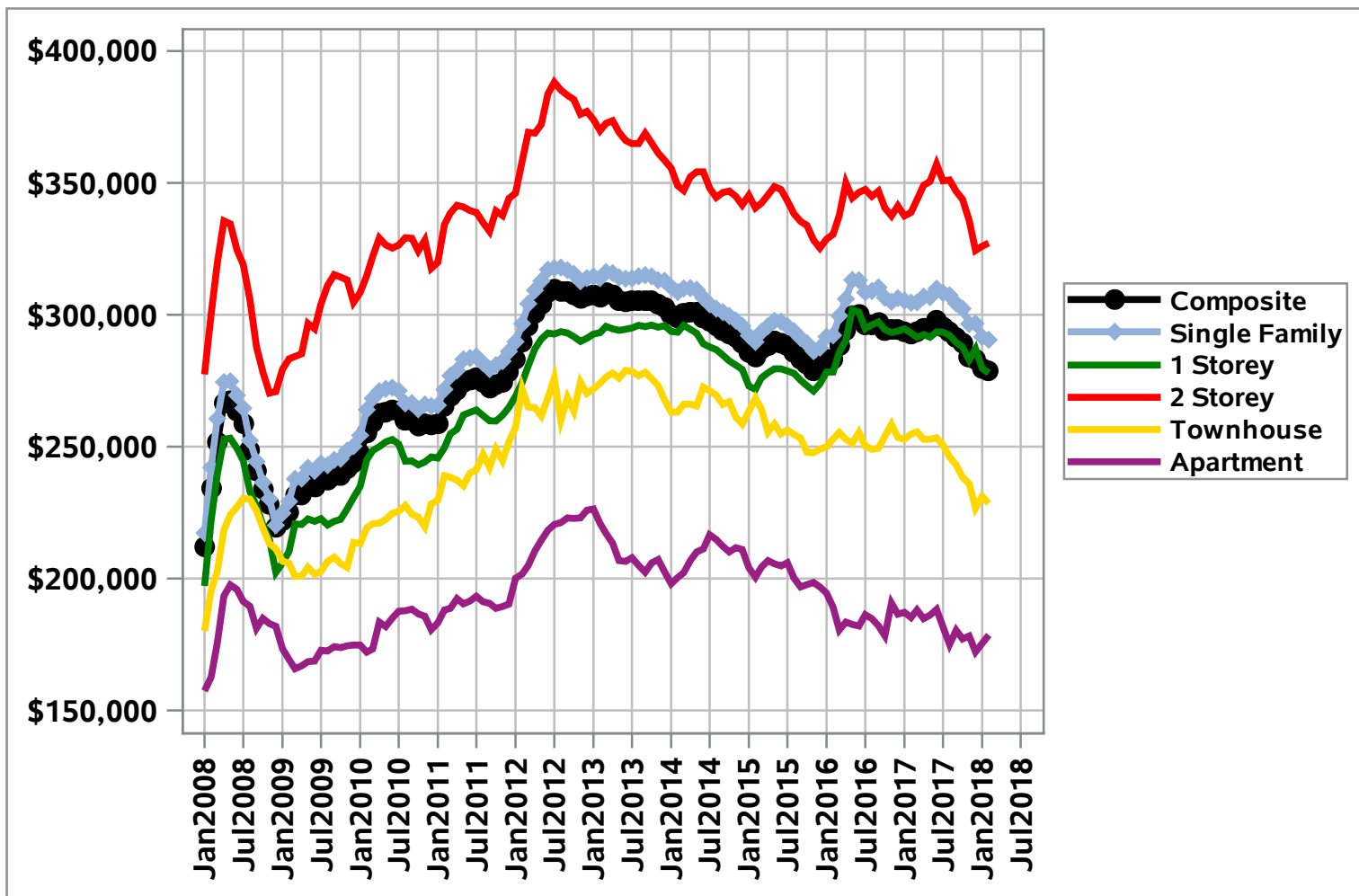
⁶ Sales to new listings ratio and months of inventory shown as levels; all others calculated as percentage changes

City of Regina MLS® HPI Benchmark Price

MLS® Home Price Index Benchmark Price

Benchmark Type:	February 2018	percentage change vs.					
		1 month ago	3 months ago	6 months ago	12 months ago	3 years ago	5 years ago
Composite	\$278,700	-0.3	-1.9	-5.0	-4.8	-1.8	-9.1
Single Family	\$290,500	-0.4	-2.0	-5.5	-4.6	0.3	-7.5
One Storey	\$277,900	-0.6	-1.8	-4.9	-5.2	2.3	-5.2
Two Storey	\$327,200	0.4	-2.6	-6.8	-3.4	-3.9	-11.5
Townhouse	\$228,500	-1.1	-3.2	-7.2	-10.3	-14.9	-16.6
Apartment	\$178,600	1.8	0.2	2.1	-3.6	-10.9	-19.1

MLS® HPI Benchmark Price



City of Regina MLS® HPI Benchmark Descriptions

Composite

Features	Value
Above Ground Bedrooms	3
Basement Finish	Unfinished
Bedrooms	3
Below Ground Bedrooms	0
Exterior Walls	Masonry & Siding
Freshwater Supply	Municipal waterworks
Full Bathrooms	2
Garage Description	Attached, Single width
Gross Living Area (Above Ground; in sq. ft.)	1108
Half Bathrooms	0
Heating	Forced air
Heating Fuel	Natural Gas
Number of Fireplaces	0
Total Number Of Rooms	7
Type Of Foundation	Basement, Poured concrete
Wastewater Disposal	Municipal sewers
Year Built	1971

Single Family

Features	Value
Above Ground Bedrooms	3
Basement Finish	Unfinished
Bedrooms	3
Below Ground Bedrooms	0
Exterior Walls	Masonry & Siding
Freshwater Supply	Municipal waterworks
Full Bathrooms	2
Garage Description	Attached, Single width
Gross Living Area (Above Ground; in sq. ft.)	1134
Half Bathrooms	0
Heating	Forced air
Heating Fuel	Natural Gas
Lot Size	5750
Number of Fireplaces	0
Total Number Of Rooms	7
Type Of Foundation	Basement, Poured concrete
Type of Property	Detached
Wastewater Disposal	Municipal sewers
Year Built	1965

City of Regina MLS® HPI Benchmark Descriptions

1 Storey 🏠

Features	Value
Above Ground Bedrooms	3
Basement Finish	Unfinished
Bedrooms	4
Below Ground Bedrooms	1
Exterior Walls	Masonry & Siding
Freshwater Supply	Municipal waterworks
Full Bathrooms	2
Garage Description	Attached, Single width
Gross Living Area (Above Ground; in sq. ft.)	1060
Half Bathrooms	0
Heating	Forced air
Heating Fuel	Natural Gas
Lot Size	5792
Number of Fireplaces	0
Total Number Of Rooms	7
Type Of Foundation	Basement, Poured concrete
Type of Property	Detached
Wastewater Disposal	Municipal sewers
Year Built	1965

2 Storey 🏠

Features	Value
Above Ground Bedrooms	3
Basement Finish	Unfinished
Bedrooms	3
Below Ground Bedrooms	0
Exterior Walls	Masonry & Siding
Freshwater Supply	Municipal waterworks
Full Bathrooms	2
Garage Description	Attached, Double width
Gross Living Area (Above Ground; in sq. ft.)	1453
Half Bathrooms	1
Heating	Forced air
Heating Fuel	Natural Gas
Lot Size	5598
Number of Fireplaces	0
Total Number Of Rooms	7
Type Of Foundation	Basement, Poured concrete
Type of Property	Detached
Wastewater Disposal	Municipal sewers
Year Built	1972

City of Regina MLS® HPI Benchmark Descriptions

Townhouse

Features	Value
Above Ground Bedrooms	2
Attached Specification	Row
Basement Finish	Unfinished
Bedrooms	2
Below Ground Bedrooms	0
Exterior Walls	Masonry & Siding
Freshwater Supply	Municipal waterworks
Full Bathrooms	1
Garage Description	Attached, Single width
Gross Living Area (Above Ground; in sq. ft.)	1060
Half Bathrooms	1
Heating	Forced air
Heating Fuel	Natural Gas
Number of Fireplaces	0
Total Number Of Rooms	6
Type Of Foundation	Basement, Poured concrete
Wastewater Disposal	Municipal sewers
Year Built	2000

Apartment

Features	Value
Above Ground Bedrooms	2
Attached Specification	Row
Basement Finish	Unfinished
Bedrooms	2
Below Ground Bedrooms	0
Exterior Walls	Masonry & Siding
Freshwater Supply	Municipal waterworks
Full Bathrooms	1
Gross Living Area (Above Ground; in sq. ft.)	932
Half Bathrooms	0
Heating	Hot water
Heating Fuel	Natural Gas
Number of Fireplaces	0
Total Number Of Rooms	5
Type Of Foundation	Poured concrete
Wastewater Disposal	Municipal sewers
Year Built	1983