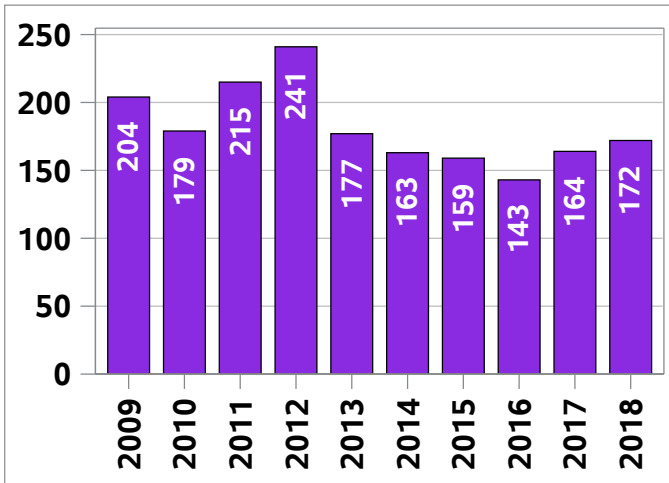
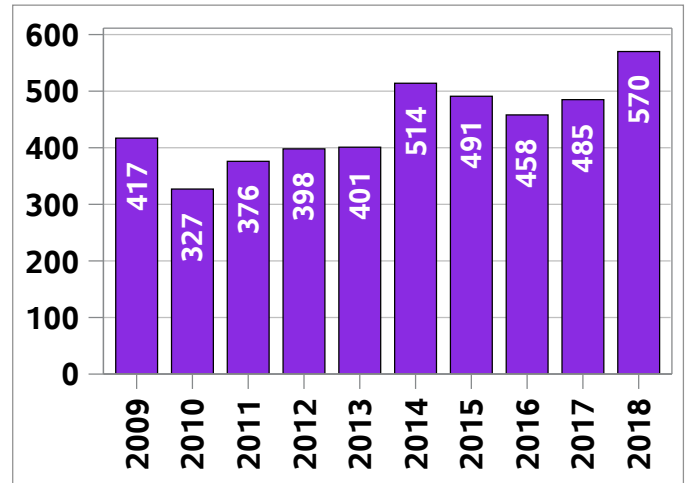


Regina City and Region MLS® Residential Market Activity

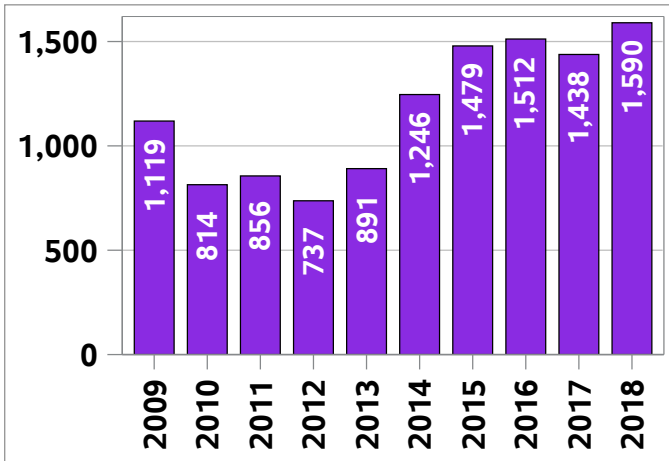
Sales Activity (January only)



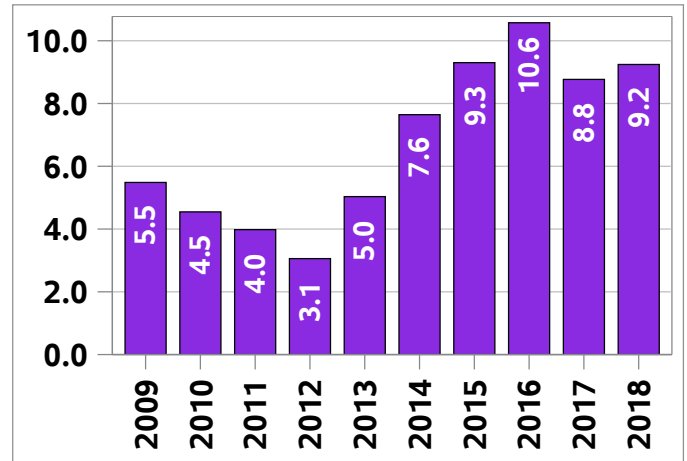
New Listings (January only)



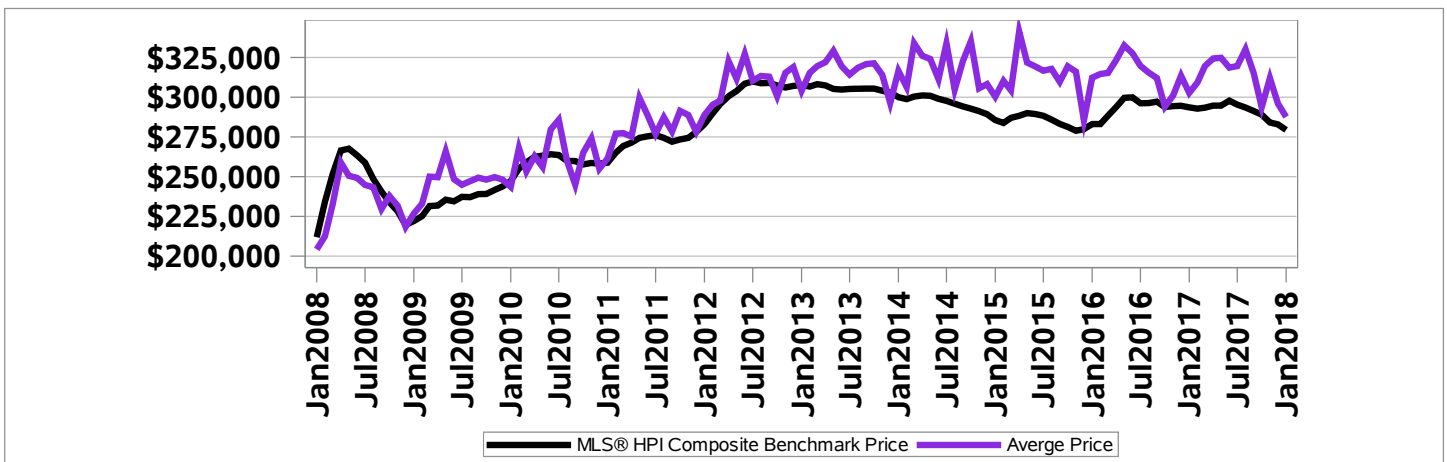
Active Listings (January only)



Months of Inventory (January only)



MLS® HPI Benchmark Price and Average Price



Regina City and Region MLS® Residential Market Activity

Actual	January 2018	Compared to ⁶					
		January 2017	January 2016	January 2015	January 2013	January 2011	January 2008
Sales Activity	172	4.9	20.3	8.2	-2.8	-20.0	-38.8
Dollar Volume (\$)	49,463,983	-0.4	10.8	3.6	-8.1	-12.0	-13.8
New Listings	570	17.5	24.5	16.1	42.1	51.6	104.3
Active Listings	1,590	10.6	5.2	7.5	78.5	85.7	597.4
Sales to New Listings Ratio ¹	30	33.8	31.2	32.4	44.1	57.2	100.7
Months of Inventory ²	9	8.8	10.6	9.3	5.0	4.0	0.8
Average Price (\$)	287,581	-5.0	-7.9	-4.2	-5.4	10.0	40.8

¹ Sales / new listings * 100; Compared to Levels from previous periods

² Active listings at month end / monthly sales; Compared to levels from previous periods

³ The year-to-date active listings figure is a monthly average of the number of homes on the market at the end of each month so far this year

⁴ Sum of sales from January to current month / sum of new listings from January to current month

⁵ Average active listings from January to current month / average sales from January to current month

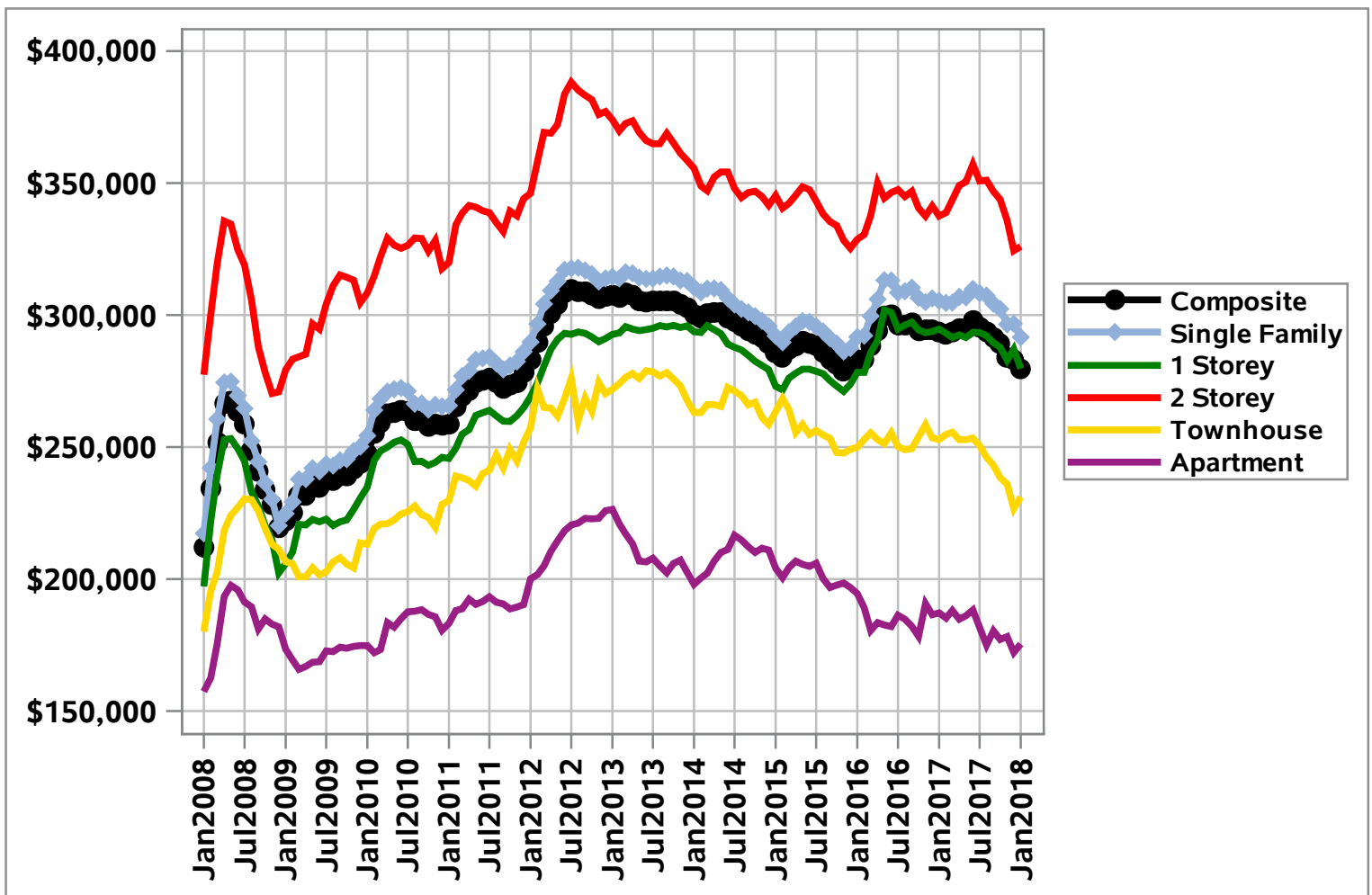
⁶ Sales to new listings ratio and months of inventory shown as levels; all others calculated as percentage changes

Regina City and Region MLS® HPI Benchmark Price

MLS® Home Price Index Benchmark Price

Benchmark Type:	January 2018	percentage change vs.					
		1 month ago	3 months ago	6 months ago	12 months ago	3 years ago	5 years ago
Composite	\$279,400	-1.2	-3.3	-5.4	-4.8	-2.2	-9.2
Single Family	\$291,600	-1.7	-3.5	-5.4	-4.5	-0.2	-7.3
One Storey	\$279,700	-2.6	-2.8	-4.7	-5.1	2.5	-4.4
Two Storey	\$326,000	0.5	-5.2	-7.1	-3.4	-5.6	-12.8
Townhouse	\$231,100	1.9	-3.1	-7.8	-8.6	-12.3	-15.0
Apartment	\$175,400	1.9	-1.0	-3.5	-6.3	-14.1	-22.5

MLS® HPI Benchmark Price



Regina City and Region MLS® HPI Benchmark Price

MLS® Home Price Index Benchmark Price

Benchmark Type:	January 2018	Previous Benchmark Prices					
		1 month ago	3 months ago	6 months ago	12 months ago	3 years ago	5 years ago
Composite	\$279,400	\$282,900	\$289,000	\$295,300	\$293,600	\$285,600	\$307,700
Single Family	\$291,600	\$296,700	\$302,300	\$308,300	\$305,400	\$292,100	\$314,500
One Storey	\$279,700	\$287,100	\$287,800	\$293,400	\$294,700	\$273,000	\$292,700
Two Storey	\$326,000	\$324,400	\$343,800	\$350,800	\$337,500	\$345,300	\$374,000
Townhouse	\$231,100	\$226,700	\$238,400	\$250,600	\$252,800	\$263,400	\$271,900
Apartment	\$175,400	\$172,200	\$177,100	\$181,700	\$187,200	\$204,100	\$226,400

Regina City and Region MLS® HPI Benchmark Descriptions

Composite

Features	Value
Above Ground Bedrooms	3
Basement Finish	Unfinished
Bedrooms	3
Below Ground Bedrooms	0
Exterior Walls	Masonry & Siding
Freshwater Supply	Municipal waterworks
Full Bathrooms	2
Garage Description	Attached, Single width
Gross Living Area (Above Ground; in sq. ft.)	1108
Half Bathrooms	0
Heating	Forced air
Heating Fuel	Natural Gas
Number of Fireplaces	0
Total Number Of Rooms	7
Type Of Foundation	Basement, Poured concrete
Wastewater Disposal	Municipal sewers
Year Built	1971

Single Family

Features	Value
Above Ground Bedrooms	3
Basement Finish	Unfinished
Bedrooms	3
Below Ground Bedrooms	0
Exterior Walls	Masonry & Siding
Freshwater Supply	Municipal waterworks
Full Bathrooms	2
Garage Description	Attached, Single width
Gross Living Area (Above Ground; in sq. ft.)	1134
Half Bathrooms	0
Heating	Forced air
Heating Fuel	Natural Gas
Lot Size	5750
Number of Fireplaces	0
Total Number Of Rooms	7
Type Of Foundation	Basement, Poured concrete
Type of Property	Detached
Wastewater Disposal	Municipal sewers
Year Built	1965

Regina City and Region MLS® HPI Benchmark Descriptions

1 Storey 🏠

Features	Value
Above Ground Bedrooms	3
Basement Finish	Unfinished
Bedrooms	4
Below Ground Bedrooms	1
Exterior Walls	Masonry & Siding
Freshwater Supply	Municipal waterworks
Full Bathrooms	2
Garage Description	Attached, Single width
Gross Living Area (Above Ground; in sq. ft.)	1060
Half Bathrooms	0
Heating	Forced air
Heating Fuel	Natural Gas
Lot Size	5792
Number of Fireplaces	0
Total Number Of Rooms	7
Type Of Foundation	Basement, Poured concrete
Type of Property	Detached
Wastewater Disposal	Municipal sewers
Year Built	1965

2 Storey 🏠

Features	Value
Above Ground Bedrooms	3
Basement Finish	Unfinished
Bedrooms	3
Below Ground Bedrooms	0
Exterior Walls	Masonry & Siding
Freshwater Supply	Municipal waterworks
Full Bathrooms	2
Garage Description	Attached, Double width
Gross Living Area (Above Ground; in sq. ft.)	1453
Half Bathrooms	1
Heating	Forced air
Heating Fuel	Natural Gas
Lot Size	5598
Number of Fireplaces	0
Total Number Of Rooms	7
Type Of Foundation	Basement, Poured concrete
Type of Property	Detached
Wastewater Disposal	Municipal sewers
Year Built	1972

Regina City and Region MLS® HPI Benchmark Descriptions

Townhouse

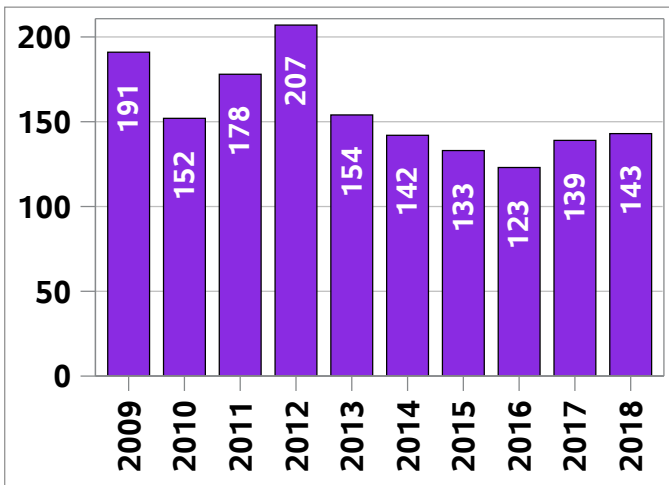
Features	Value
Above Ground Bedrooms	2
Attached Specification	Row
Basement Finish	Unfinished
Bedrooms	2
Below Ground Bedrooms	0
Exterior Walls	Masonry & Siding
Freshwater Supply	Municipal waterworks
Full Bathrooms	1
Garage Description	Attached, Single width
Gross Living Area (Above Ground; in sq. ft.)	1060
Half Bathrooms	1
Heating	Forced air
Heating Fuel	Natural Gas
Number of Fireplaces	0
Total Number Of Rooms	6
Type Of Foundation	Basement, Poured concrete
Wastewater Disposal	Municipal sewers
Year Built	2000

Apartment

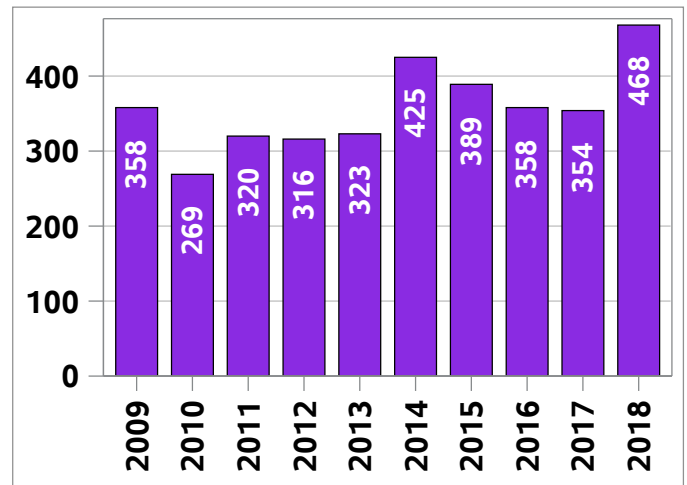
Features	Value
Above Ground Bedrooms	2
Attached Specification	Row
Basement Finish	Unfinished
Bedrooms	2
Below Ground Bedrooms	0
Exterior Walls	Masonry & Siding
Freshwater Supply	Municipal waterworks
Full Bathrooms	1
Gross Living Area (Above Ground; in sq. ft.)	932
Half Bathrooms	0
Heating	Hot water
Heating Fuel	Natural Gas
Number of Fireplaces	0
Total Number Of Rooms	5
Type Of Foundation	Poured concrete
Wastewater Disposal	Municipal sewers
Year Built	1983

City of Regina MLS® Residential Market Activity

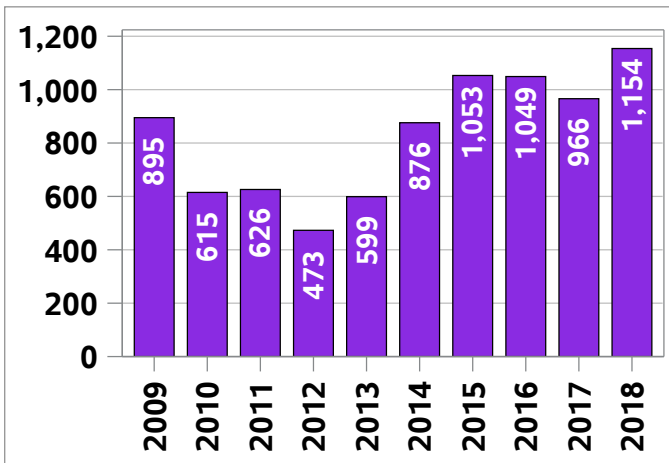
Sales Activity (January only)



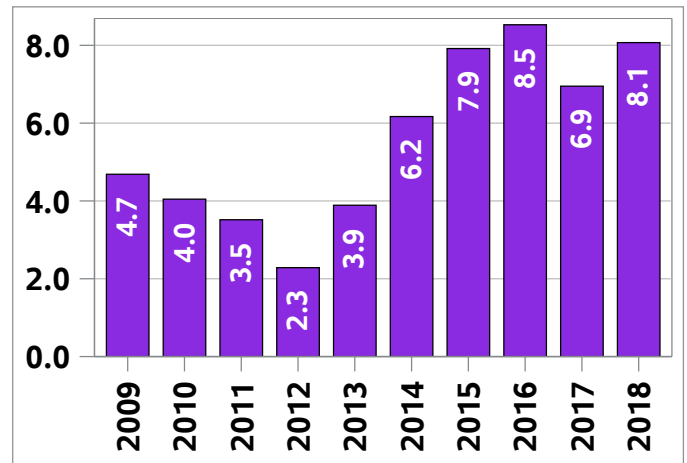
New Listings (January only)



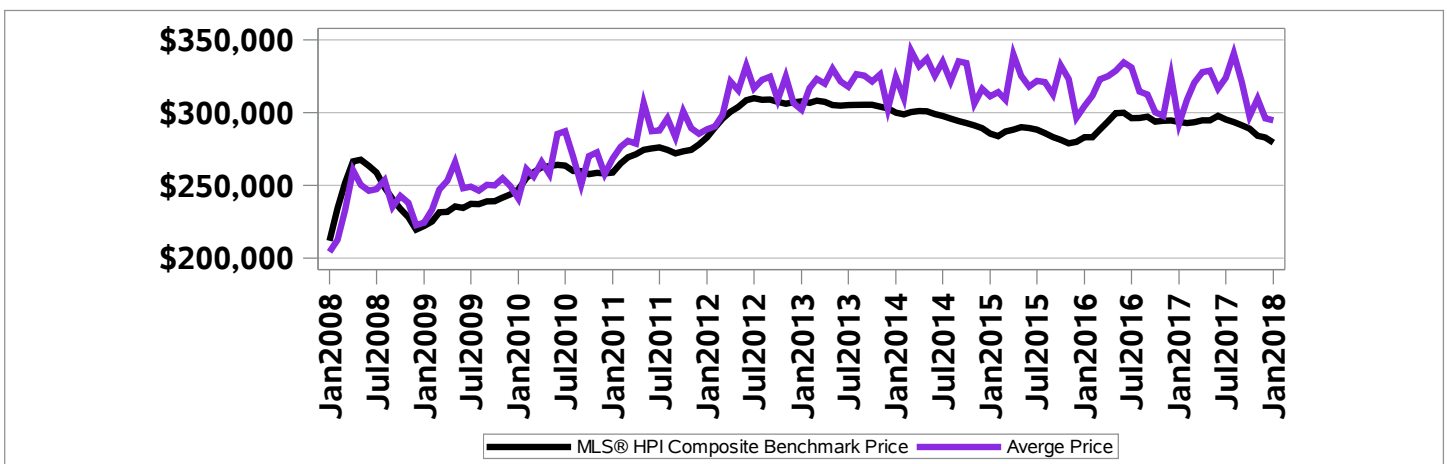
Active Listings (January only)



Months of Inventory (January only)



MLS® HPI Benchmark Price and Average Price



City of Regina MLS® Residential Market Activity

Actual	January 2018	Compared to ⁶					
		January 2017	January 2016	January 2015	January 2013	January 2011	January 2008
Sales Activity	143	2.9	16.3	7.5	-7.1	-19.7	-49.1
Dollar Volume (\$)	42,145,108	3.7	12.5	1.8	-9.4	-11.8	-26.6
New Listings	468	32.2	30.7	20.3	44.9	46.2	67.7
Active Listings	1,154	19.5	10.0	9.6	92.7	84.3	408.4
Sales to New Listings Ratio ¹	31	39.3	34.4	34.2	47.7	55.6	100.7
Months of Inventory ²	8	6.9	8.5	7.9	3.9	3.5	0.8
Average Price (\$)	294,721	0.8	-3.2	-5.3	-2.4	9.8	44.3

¹ Sales / new listings * 100; Compared to Levels from previous periods

² Active listings at month end / monthly sales; Compared to levels from previous periods

³ The year-to-date active listings figure is a monthly average of the number of homes on the market at the end of each month so far this year

⁴ Sum of sales from January to current month / sum of new listings from January to current month

⁵ Average active listings from January to current month / average sales from January to current month

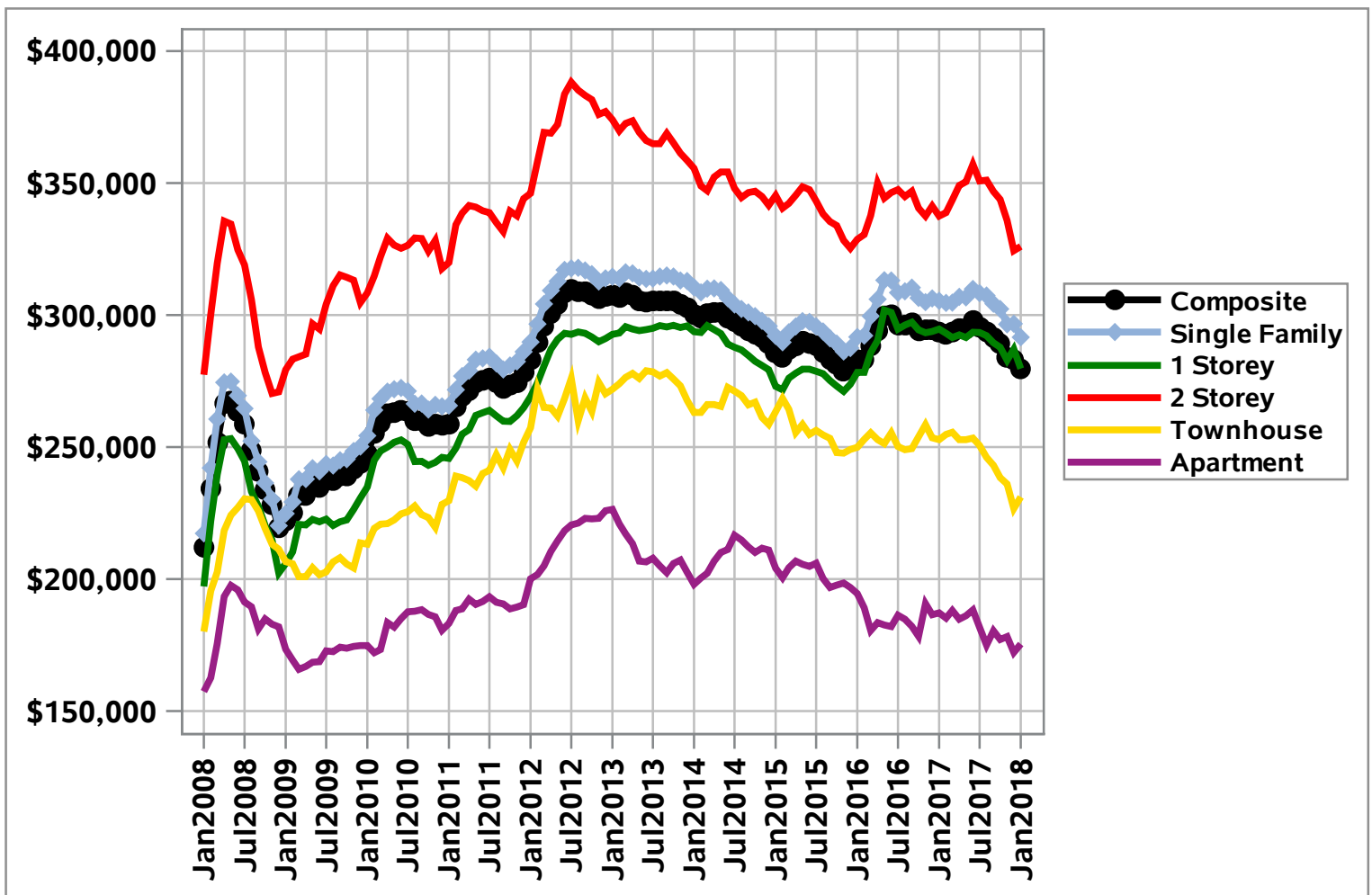
⁶ Sales to new listings ratio and months of inventory shown as levels; all others calculated as percentage changes

City of Regina MLS® HPI Benchmark Price

MLS® Home Price Index Benchmark Price

Benchmark Type:	January 2018	percentage change vs.					
		1 month ago	3 months ago	6 months ago	12 months ago	3 years ago	5 years ago
Composite	\$279,400	-1.2	-3.3	-5.4	-4.8	-2.2	-9.2
Single Family	\$291,600	-1.7	-3.5	-5.4	-4.5	-0.2	-7.3
One Storey	\$279,700	-2.6	-2.8	-4.7	-5.1	2.5	-4.4
Two Storey	\$326,000	0.5	-5.2	-7.1	-3.4	-5.6	-12.8
Townhouse	\$231,100	1.9	-3.1	-7.8	-8.6	-12.3	-15.0
Apartment	\$175,400	1.9	-1.0	-3.5	-6.3	-14.1	-22.5

MLS® HPI Benchmark Price



City of Regina MLS® HPI Benchmark Price

MLS® Home Price Index Benchmark Price

Benchmark Type:	January 2018	Previous Benchmark Prices					
		1 month ago	3 months ago	6 months ago	12 months ago	3 years ago	5 years ago
Composite	\$279,400	\$282,900	\$289,000	\$295,300	\$293,600	\$285,600	\$307,700
Single Family	\$291,600	\$296,700	\$302,300	\$308,300	\$305,400	\$292,100	\$314,500
One Storey	\$279,700	\$287,100	\$287,800	\$293,400	\$294,700	\$273,000	\$292,700
Two Storey	\$326,000	\$324,400	\$343,800	\$350,800	\$337,500	\$345,300	\$374,000
Townhouse	\$231,100	\$226,700	\$238,400	\$250,600	\$252,800	\$263,400	\$271,900
Apartment	\$175,400	\$172,200	\$177,100	\$181,700	\$187,200	\$204,100	\$226,400

City of Regina MLS® HPI Benchmark Descriptions

Composite

Features	Value
Above Ground Bedrooms	3
Basement Finish	Unfinished
Bedrooms	3
Below Ground Bedrooms	0
Exterior Walls	Masonry & Siding
Freshwater Supply	Municipal waterworks
Full Bathrooms	2
Garage Description	Attached, Single width
Gross Living Area (Above Ground; in sq. ft.)	1108
Half Bathrooms	0
Heating	Forced air
Heating Fuel	Natural Gas
Number of Fireplaces	0
Total Number Of Rooms	7
Type Of Foundation	Basement, Poured concrete
Wastewater Disposal	Municipal sewers
Year Built	1971

Single Family

Features	Value
Above Ground Bedrooms	3
Basement Finish	Unfinished
Bedrooms	3
Below Ground Bedrooms	0
Exterior Walls	Masonry & Siding
Freshwater Supply	Municipal waterworks
Full Bathrooms	2
Garage Description	Attached, Single width
Gross Living Area (Above Ground; in sq. ft.)	1134
Half Bathrooms	0
Heating	Forced air
Heating Fuel	Natural Gas
Lot Size	5750
Number of Fireplaces	0
Total Number Of Rooms	7
Type Of Foundation	Basement, Poured concrete
Type of Property	Detached
Wastewater Disposal	Municipal sewers
Year Built	1965

City of Regina MLS® HPI Benchmark Descriptions

1 Storey 🏠

Features	Value
Above Ground Bedrooms	3
Basement Finish	Unfinished
Bedrooms	4
Below Ground Bedrooms	1
Exterior Walls	Masonry & Siding
Freshwater Supply	Municipal waterworks
Full Bathrooms	2
Garage Description	Attached, Single width
Gross Living Area (Above Ground; in sq. ft.)	1060
Half Bathrooms	0
Heating	Forced air
Heating Fuel	Natural Gas
Lot Size	5792
Number of Fireplaces	0
Total Number Of Rooms	7
Type Of Foundation	Basement, Poured concrete
Type of Property	Detached
Wastewater Disposal	Municipal sewers
Year Built	1965

2 Storey 🏠

Features	Value
Above Ground Bedrooms	3
Basement Finish	Unfinished
Bedrooms	3
Below Ground Bedrooms	0
Exterior Walls	Masonry & Siding
Freshwater Supply	Municipal waterworks
Full Bathrooms	2
Garage Description	Attached, Double width
Gross Living Area (Above Ground; in sq. ft.)	1453
Half Bathrooms	1
Heating	Forced air
Heating Fuel	Natural Gas
Lot Size	5598
Number of Fireplaces	0
Total Number Of Rooms	7
Type Of Foundation	Basement, Poured concrete
Type of Property	Detached
Wastewater Disposal	Municipal sewers
Year Built	1972

City of Regina MLS® HPI Benchmark Descriptions

Townhouse

Features	Value
Above Ground Bedrooms	2
Attached Specification	Row
Basement Finish	Unfinished
Bedrooms	2
Below Ground Bedrooms	0
Exterior Walls	Masonry & Siding
Freshwater Supply	Municipal waterworks
Full Bathrooms	1
Garage Description	Attached, Single width
Gross Living Area (Above Ground; in sq. ft.)	1060
Half Bathrooms	1
Heating	Forced air
Heating Fuel	Natural Gas
Number of Fireplaces	0
Total Number Of Rooms	6
Type Of Foundation	Basement, Poured concrete
Wastewater Disposal	Municipal sewers
Year Built	2000

Apartment

Features	Value
Above Ground Bedrooms	2
Attached Specification	Row
Basement Finish	Unfinished
Bedrooms	2
Below Ground Bedrooms	0
Exterior Walls	Masonry & Siding
Freshwater Supply	Municipal waterworks
Full Bathrooms	1
Gross Living Area (Above Ground; in sq. ft.)	932
Half Bathrooms	0
Heating	Hot water
Heating Fuel	Natural Gas
Number of Fireplaces	0
Total Number Of Rooms	5
Type Of Foundation	Poured concrete
Wastewater Disposal	Municipal sewers
Year Built	1983